

CJPF

Large airflow ventilation units with high efficiency Plug Fan



Large airflow ventilation units equipped with Plug Fan type fan and acoustic casing with interchangeable covers for easy installation.

Fan:

- Aluminium profile structure.
- Covers with a high quality, 25 mm thick acoustic casing made of prefinished sheet.
- Backward curved impeller.
- Standardised inlet and outlet flanges allowing for easy installation in ducts.
- Interchangeable covers to supply air on either side.
- Air inlet nozzle with diffusers that increase the efficiency of the fan.
- Silentblocks to avoid the transmission of vibrations and a correct anchoring of the equipment.

Motor:

- IE3 efficiency AC motors.
- Class F motors with ball bearings and IP55 protection.
- Three-phase 230/400 V 50 Hz.
- Working temperature: -25 °C +60 °C.

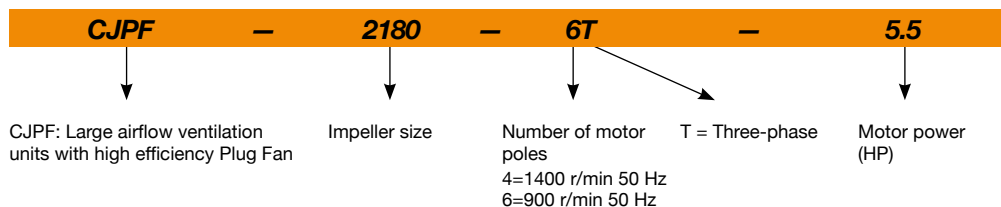
Finish:

- Anti-corrosive in pre-lacquered steel sheet and aluminum profiles.

On request:

- With two speed motors.
- Complete with a pressure measurement connection point for optional automatic flow and pressure control.
- ATEX certification.

Order code



Technical characteristics

Model	Speed (r/min)	Maximum admissible current (A)		Installed power (kW)	Maximum flow rate (m³/h)	Sound pressure level ¹ dB (A)	Approx. weight (Kg)	According ErP
		230V	400V					
CJPF-1240-4T-1 IE3	1420	2.82	1.62	0.75	4185	30	70	2018
CJPF-1650-4T-2 IE3	1440	5.41	3.11	1.50	8740	40	110	2018
CJPF-1856-4T-4 IE3	1440	10.70	6.15	3.00	12070	40	125	2018
CJPF-1856-6T-1 IE3	940	3.36	1.93	0.75	7995	30	110	2018
CJPF-1663-4T-5.5 IE3	1450	13.90	8.00	4.00	16400	42	140	2018
CJPF-1663-6T-1.5 IE3	945	4.68	2.69	1.10	9870	33	120	2018
CJPF-1871-6T-3 IE3	950	9.08	5.22	2.20	15700	34	180	2018
CJPF-2180-6T-5.5 IE3	960	15.60	8.99	4.00	21500	42	230	2018

¹ Radiated sound pressure level in dB(A) at 1,5 m distance at 50% of full speed.



Erp. (Energy Related Products)

Information on Directive 2009/125/EC can be downloaded from the SODECA website or the QuickFan selector programme.

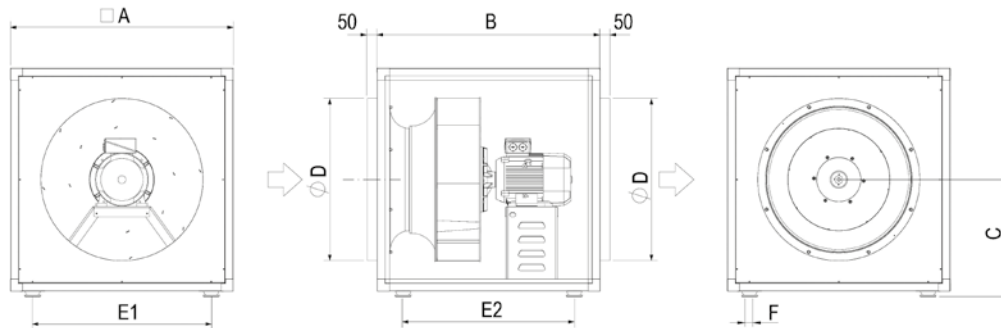
Acoustic characteristics

The indicated values are determined by measuring the sound pressure level and sound power in dB(A) obtained in a free field at a distance equivalent to twice the size of the fan plus the impeller diameter, with a minimum of 1.5 m.

Sound power spectrum Lw(A) in dB(A) per Hz frequency band

	63	125	250	500	1000	2000	4000	8000
CJPF-1240-4T-1 IE3	53	60	60	59	57	56	64	45
CJPF-1650-4T-2 IE3	61	66	74	66	75	67	64	61
CJPF-1856-4T-4 IE3	65	71	76	66	70	68	65	53
CJPF-1856-6T-1 IE3	58	63	62	58	60	58	54	47
CJPF-1663-4T-5.5 IE3	71	68	77	71	71	69	68	53
CJPF-1663-6T-1.5 IE3	57	63	60	69	63	59	53	44
CJPF-1871-6T-3 IE3	58	65	61	67	66	65	61	45
CJPF-2180-6T-5.5 IE3	64	69	66	78	70	66	61	56

Dimensions mm



	A	B	C	ØD	E1	E2	F
CJPF-1240-4T-1 IE3	700	700	375	450	480	470	M6
CJPF-1650-4T-2 IE3	900	900	475	630	686	665	M6
CJPF-1856-4T-4 IE3	900	900	475	630	686	665	M6
CJPF-1856-6T-1 IE3	900	900	475	630	686	665	M6
CJPF-1663-4T-5.5 IE3	900	900	475	630	686	665	M6
CJPF-1663-6T-1.5 IE3	900	900	475	630	686	665	M6
CJPF-1871-6T-3 IE3	1100	1100	577	800	881	845	M8
CJPF-2180-6T-5.5 IE3	1100	1100	577	800	881	845	M8

Accessories



INT



SI-PRESIÓN



PT



TEJ



VIS



VSD3/A-RFT
- VSD1/A-RFM



AET



RPA



B



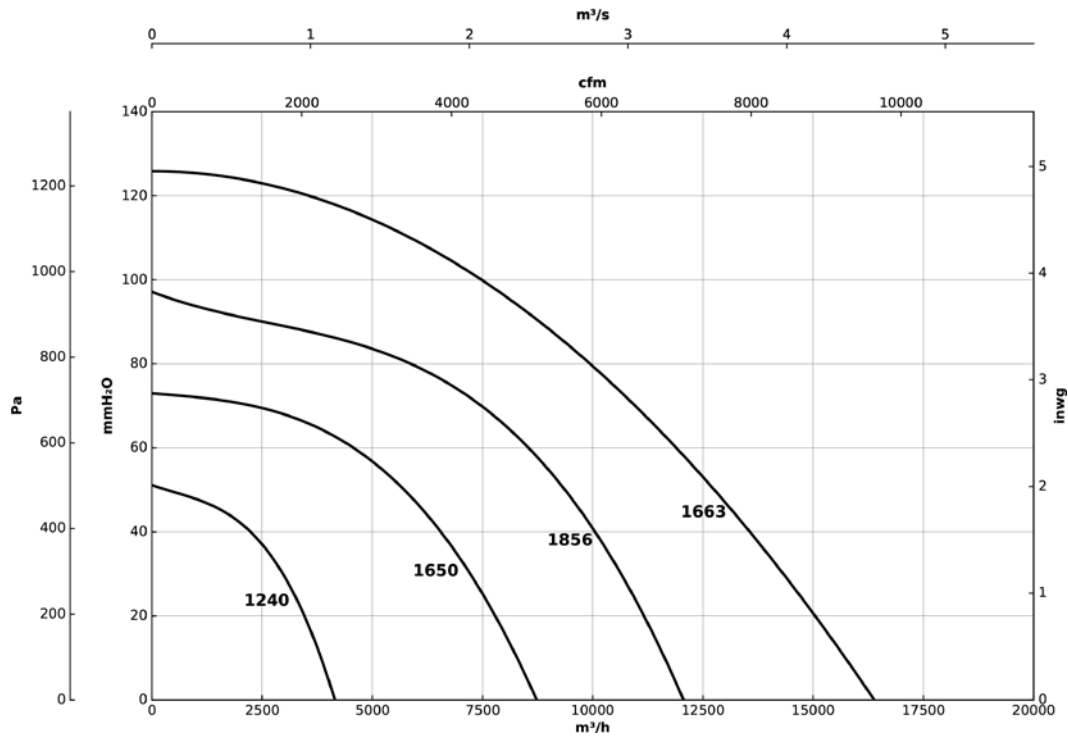
BD

Characteristic curves

Q= Flow rate in m³/h, m³/s and cfm

Pe= Static pressure in mm H₂O, Pa and inwg

4T=1500 r/min



6T=1000 r/min

